

MDE Learning Loss Grant (98c) Achievement & Planning Overview



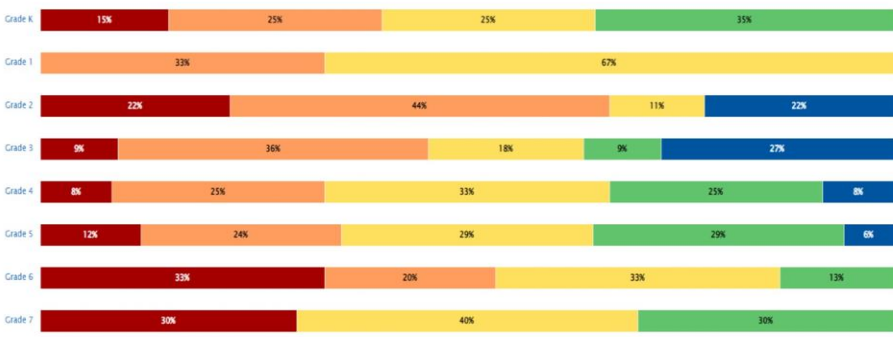
BBdN Board of Education Presentation
September 12, 2022

Section 98c Learning Loss Grant Overview

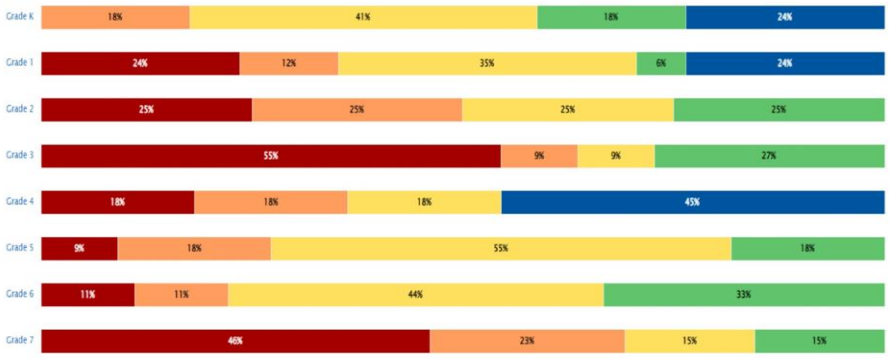
- Appropriates \$52,056,000 as part of Governor's Education Relief (GEER) and part of the federal Elementary and Secondary School Emergency Relief (ESSER) II Fund.
- Goal: address student learning loss in the LEA.
- Overlaps existing dollars allocated to support learning loss, with a tighter timeline.
 - Must be expended by June 30, 2023.
- Estimated allocation is \$35 - \$50 per student.

School Achievement: Reading

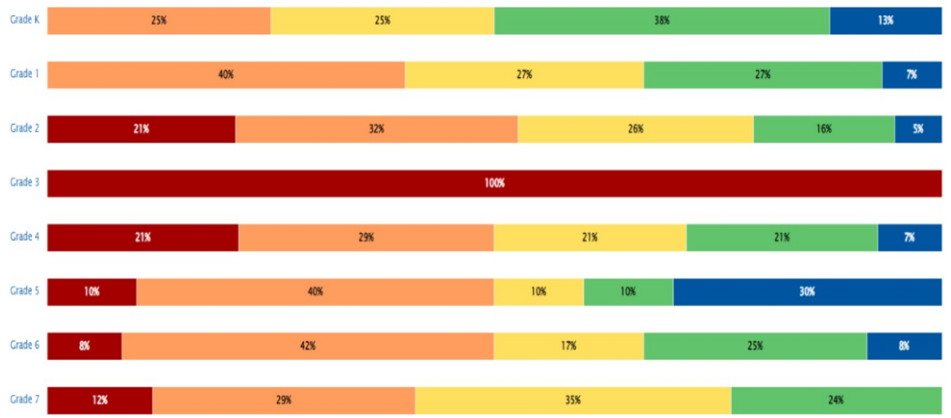
Fall 2020



Fall 2021



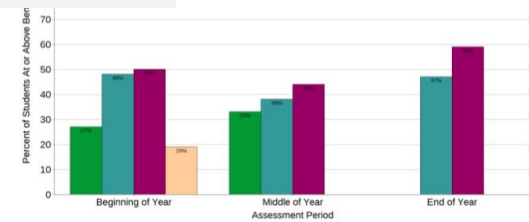
Fall 2022



● 1st to 20th Percentile
 ● 21st to 40th Percentile
 ● 41st to 60th Percentile
 ● 61st to 80th Percentile
 ● >80th Percentile

NWEA MAP Growth Reading Proficiency, K-6

Kindergarten

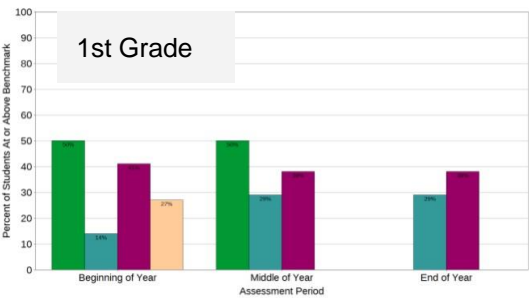


2019-2020
 Beginning of Year: 27% (3 of 11)
 Middle of Year: 33% (4 of 12)
 End of Year: 0% (0 of 0)

2020-2021
 Beginning of Year: 48% (10 of 21)
 Middle of Year: 38% (8 of 21)
 End of Year: 47% (9 of 19)

2021-2022
 Beginning of Year: 50% (9 of 18)
 Middle of Year: 44% (7 of 16)
 End of Year: 59% (10 of 17)

2022-2023
 Beginning of Year: 19% (3 of 16)
 Middle of Year: 0% (0 of 0)
 End of Year: 0% (0 of 0)



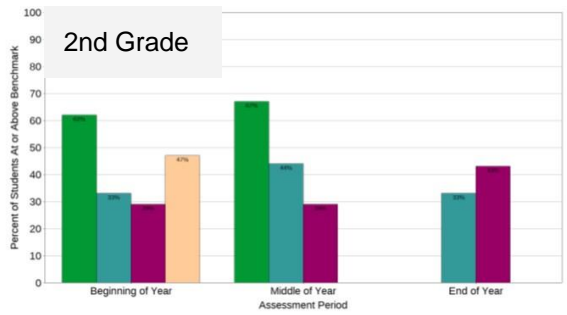
2019-2020
 Beginning of Year: 50% (3 of 6)
 Middle of Year: 50% (3 of 6)
 End of Year: 0% (0 of 0)

2020-2021
 Beginning of Year: 14% (1 of 7)
 Middle of Year: 29% (2 of 7)
 End of Year: 29% (2 of 7)

2021-2022
 Beginning of Year: 41% (7 of 17)
 Middle of Year: 38% (8 of 16)
 End of Year: 38% (8 of 16)

2022-2023
 Beginning of Year: 27% (4 of 15)
 Middle of Year: 0% (0 of 0)
 End of Year: 0% (0 of 0)

2nd Grade



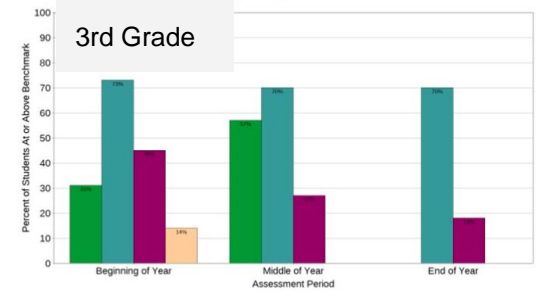
2019-2020
 Beginning of Year: 62% (8 of 13)
 Middle of Year: 67% (8 of 12)
 End of Year: 0% (0 of 0)

2020-2021
 Beginning of Year: 33% (3 of 9)
 Middle of Year: 44% (4 of 9)
 End of Year: 33% (3 of 9)

2021-2022
 Beginning of Year: 29% (2 of 7)
 Middle of Year: 29% (2 of 7)
 End of Year: 43% (3 of 7)

2022-2023
 Beginning of Year: 47% (9 of 19)
 Middle of Year: 0% (0 of 0)
 End of Year: 0% (0 of 0)

3rd Grade



2019-2020
 Beginning of Year: 31% (4 of 13)
 Middle of Year: 57% (8 of 14)
 End of Year: 0% (0 of 0)

2020-2021
 Beginning of Year: 73% (8 of 11)
 Middle of Year: 70% (7 of 10)
 End of Year: 70% (7 of 10)

2021-2022
 Beginning of Year: 45% (5 of 11)
 Middle of Year: 27% (3 of 11)
 End of Year: 18% (2 of 11)

2022-2023
 Beginning of Year: 14% (1 of 7)
 Middle of Year: 0% (0 of 0)
 End of Year: 0% (0 of 0)

Acadience Proficiency, by grade level from 2019-2022

Implications, Conclusions & Hypotheses:

- Students in younger grades appear to recover from learning loss impact more quickly than students in upper elementary grades.
- Specific learning loss patterns are not obvious.
- Generalization is unwise and unhelpful.
- Our approach: continue to lean on our successful MTSS system.
 - Benchmark assessments 3x/year. Continual adjustment of intervention groups to offer targeted student support based on individual student need.
 - Progress monitoring every 2 weeks for all students receiving Tier 3 intervention.
 - Progress monitoring every 2 weeks for all students receiving Tier 3 intervention.
 - Refer to Tier 3 for students not making progress.

MDE Learning Loss Grant (98c) Plan:

Existing Learning Loss Initiatives:

- Title VI and I funds:
 - Tutoring, daily after school
- ESSER:
 - Intervention support, behavior & academic

98c Plans:

- Elementary and Middle School Interventionists
 - Maintain 5 paraprofessionals as instructional interventionists to help provide Tier 2 and Tier 3 remediation.
 - Classroom support in elementary for small group reading blocks.
- Literacy best practice materials and training.
- Elementary math individualization and remediation resources.